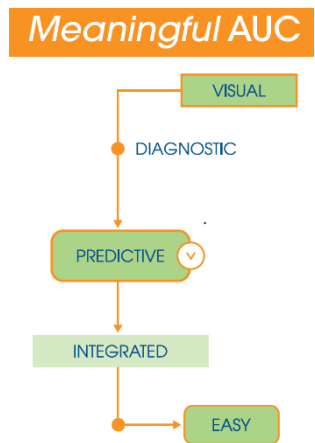


# LogicNets AUC Solution for Advanced Imaging

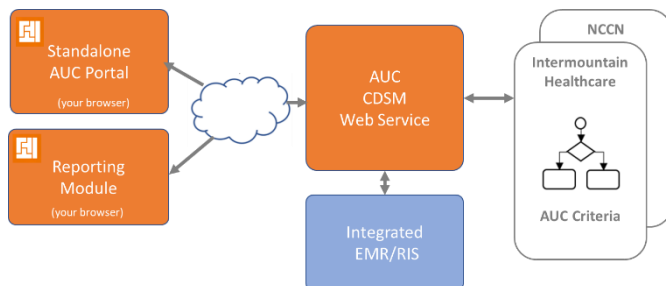
## QUICK, EASY, AND ACCURATE PAMA AUC COMPLIANCE

The LogicNets AUC Solution is a powerful CMS-qualified clinical decision support mechanism (“CDSM”) for helping clinicians meet the PAMA legal mandate of electronic appropriate use validation for all advanced imaging orders.

- for **referring professionals** -- the service quickly generates the code modifiers and unique consultation identifier (UCI) you now need for placing orders that require CMS reimbursement. It also gives you a clear and *meaningful* diagnostic view of the AUC process, rather than a dense treatment-oriented set of look-up tables. With its unique graphical approach, the AUC Solution confirms your selection of an appropriate order and it identifies the best alternatives. It also gives you easy on-demand access to your mandatory AUC usage reports so that you can validate your compliance at any time.
- For **furnishing professionals** -- the service not only ensures that you'll get CMS reimbursement, but it gives a consistently clear understanding of the patient scenario. No more having to call the referrer's office to clarify an order. In fact, ordering professionals can use the *advanced workflow feature* to electronically forward their validations directly to the furnisher through the system for easy review and access to the reimbursement information.



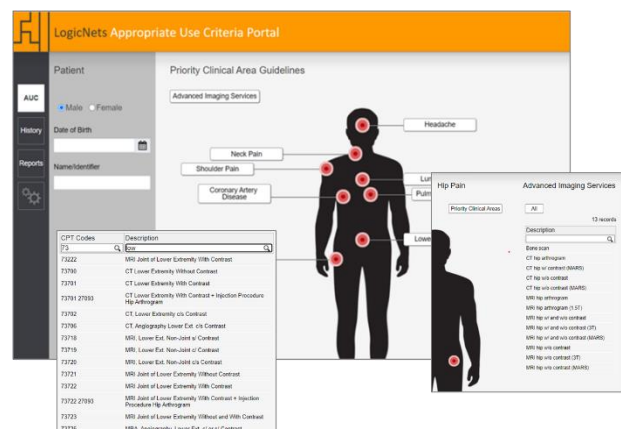
## MODULAR AND SECURE WEB SERVICE BUILT ON LEADING GUIDELINES



The AUC Solution is a modular cloud technology. The underlying CDSM web service is securely available to ordering professionals through both integrated workflow systems (EMR/RIS) and the LogicNets standalone AUC Portal. For PAMA compliance, the service provides on-demand access to electronic AUC guidelines from Intermountain Health and NCCN for the 8 “priority clinical areas” mandated by the CMS.

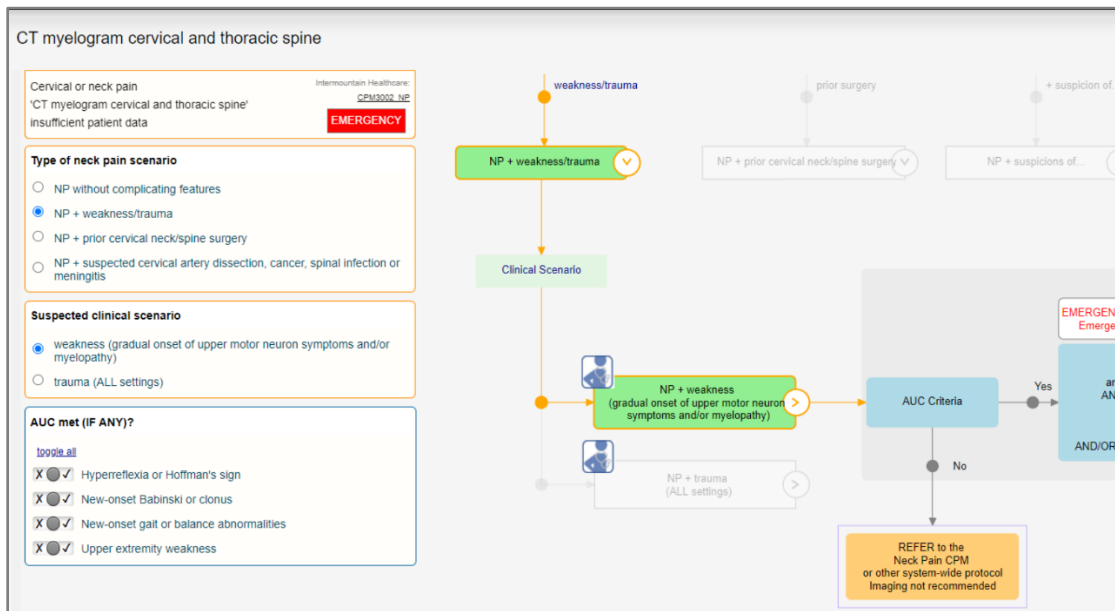
## STANDALONE INTERACTIVE PORTAL

The AUC Portal is a standalone browser application that allows ordering professionals to quickly select an imaging procedure and indicate the patient scenario to be validated. The system then visually guides you through the AUC for the selected clinical area, requesting and confirming patient scenario information as needed. After a few quick clicks to complete the diagnostic pathway, you can see whether your selected imaging service is appropriate or if other procedures would be better alternatives.



### VISUAL AUC GUIDELINES

LogicNets has partnered with Intermountain Healthcare and NCCN --both qualified provider-led entities (“qPLEs”)-- to make their leading evidence-based Appropriate Use Criteria (AUC) available on demand electronically through our solution. LogicNets uniquely renders and manages the AUC as visual and interactive decision pathways. Clinicians favor this approach because it makes the AUC logic clear and, as a result, they trust the guidance. Visualizing the diagnostic pathway also makes it easy to recognize and deal with edge cases and identify alternative appropriate imaging services. In addition to the AUC decision pathways, LogicNets makes the full range of AUC documentation and related reference content contextually available with their corresponding decision steps and outcomes. You can review the qPLE’s underlying guidelines and click on elements in the pathway to review the evidence or get background information such as relative strength of evidence, procedure costs, and radiation levels.



### FLEXIBILITY AND CONTROL

Our AUC Solution puts you in control. You have the flexibility to ensure that the services you perform are easy to validate and, if necessary, to override — all while meeting the CMS requirement to consult an AUC CDSM. The system lets you easily find the applicable guidelines and generate valid AUC outcomes including:

- “appropriate” — Follow the guideline and select and validate your imaging procedure, including changing your order midstream to an alternative appropriate procedure.
- “Emergency” – Bypass the guideline and indicate that this is an allowable special case.
- “not appropriate” — Override the guideline and process an alternate non-appropriate procedure.
- “no criteria apply” — Indicate that the patient scenario does not correspond to any of the 8 priority clinical area guidelines and is therefore approved without the need to open a guideline.

Validation Outcome	
Clinical Area	Hip pain
Draft Order	MRI hip w/ and w/o contrast (MARS) (CPT: 73723)
Outcome	appropriate

## REVIEWING AND FORWARDING RESULTS

Once you confirm your validation outcome from the guidelines, the results and full consultation information are securely retained for future access and auditing. You can review the consultation summary, and you can easily extract the key billing information to forward to your furnishing provider. This includes the CPT code and description for the service selected, the HCPCS modifier indicating how AUC consultation was performed, the G-Code indicating the CDSM used (in this case, LogicNets!), and the Unique Consultation ID (UCI). You can simply copy this information via the clipboard into your ordering system. Or you can package it along with the complete patient scenario record and print or email it as a PDF. Most efficiently, you can electronically forward the full consultation results package to your Furnishing provider directly when the furnishing provider is also accessing their own LogicNets AUC Portal.

## 2-CLICK VALIDATIONS WITH “TOP SCENARIOS”

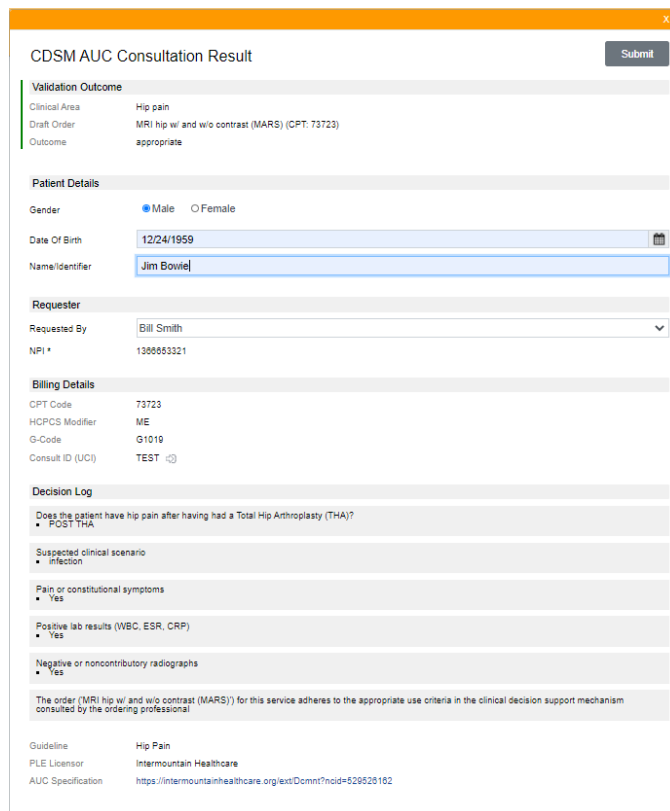
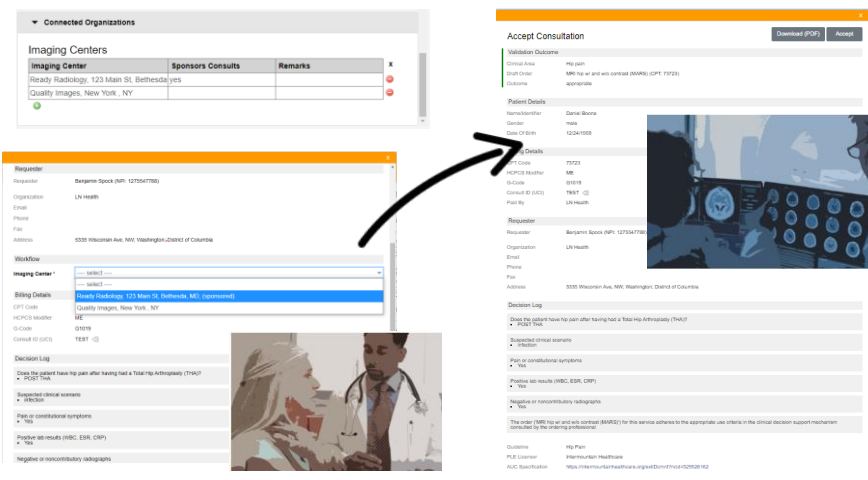
For ordering professionals— particularly specialists – it is not efficient to trace diagnostic pathways in order to validate your most common and familiar procedures. For each physician, the AUC Portal tracks and displays your top scenarios so that you can simply select a frequently used pathway, attest that the decision pathway is applicable to the current patient, and immediately generate your results. All in two clicks!

## POWERFUL WORKFLOW AUTOMATION

Even when used in standalone mode, separate to the EMR, the AUC Portal enables a broad range of workflow collaboration among ordering and furnishing professionals. Each organization can give any number of their staff their own accounts, connected with different roles. Under PAMA, AUC consultations must be linked to a specific referring physician’s individual NPI. However, authorized assistants are allowed to perform AUC consultation on behalf of one or more physicians. The LogicNets AUC Portal allows ordering professionals to flexibly authorize and

link to each other as “proxies” so that physician assistants can run a consultation and dynamically assign it to the ordering physician’s NPI.

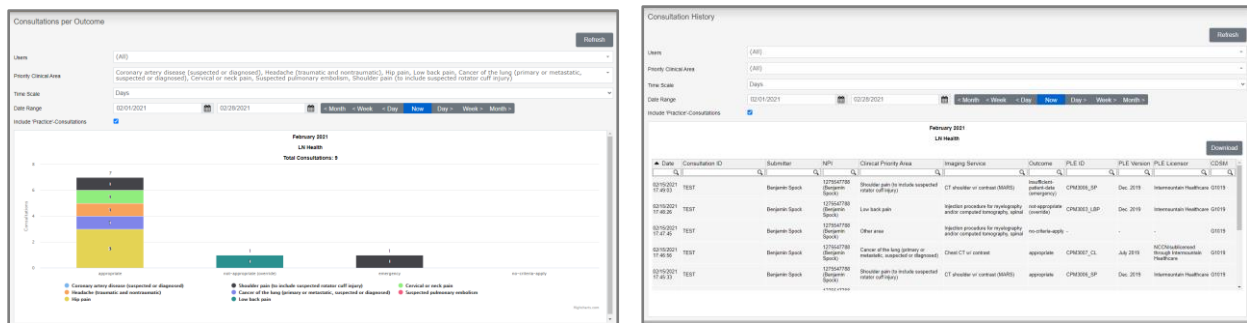
Referring physicians and their authorized proxies can also use the AUC Portal to forward AUC consultation results to their furnishing providers. The system allows referring physicians to link themselves with any furnishing providers who also have access to the

AUC Portal. Upon completing a consultation, the referrer can select from their list of furnishing organizations and electronically and confidentially forward the results to them. Authorized users at the furnishing organization working in their own AUC Portal account will now see that a new order has been submitted and they can open and review the patient details and scenario, access the reimbursement codes, and indicate they have accepted the AUC results.

## ROBUST GRAPHIC REPORTING

The AUC Portal’s graphic and tabular reporting module ensures that both you and your organization have a clear view of AUC validation usage and results. The most important reports are those that help individual ordering professionals prove their compliance with PAMA by indicating the number of consultations processed under their individual NPI during each annual period and showing the distribution of both outcomes and clinical priority areas. The Reporting application can also be used for auditing specific consultations. The user can specify the UCI of any consultation and the system will display a complete summary of the consultation.



## ONLY BUY WHAT YOU NEED!

The LogicNets AUC Solution pricing is based on one factor: completed CDSM consultations. Your organization simply registers for the LogicNets CDSM and then acquires some quantity of AUC consultation capacity in advance based on expected use. Over time, you simply add capacity as you need it.

The AUC Portal and reporting module are free. Any professional can simply register for their no-cost account online and then request a connection to the organization(s) they interact with. As users are authorized and admitted by the organization’s admin staff, they connect with other users from their own organization and they can join linked organizations. Now, physicians and their proxies can perform AUC consultations and simply pick a furnisher from their list of linked imaging centers. Staff at that imaging center will now see the consult results in their online inbox and can quickly check the AUC validation and perform the service. Different organizations can even sponsor each other, using their pre-acquired LogicNets AUC Solution capacity to pay for the consultation. The LogicNets reporting module allows organizations to track transactions that they have sponsored or been involved with, but only permits the physicians involved with the patient case to access patient details.

## FIND OUT MORE

Please feel free to sign-up to access the LogicNets AUC Solution at no cost and with no risk. You and your organization can use the AUC Portal to access the full system in “practice” mode. If you’d like a guided online demonstration or simply to ask questions, contact us at <http://www.logicnets.com/auc-compliance> or call us at +1 202-715-3725. We look forward to making you PAMA-compliant.